

INFINITY3-1UR

Research-Grade 1.4 Megapixel CCD USB 2.0 Camera

Uncooled scientific digital camera for documentation and image analysis in low light Life Science, Clinical and Material Science Applications



INFINITY3-1UR

The newly engineered INFINITY3-1UR scientific camera offers a significant performance increase over its predecessor and was designed specifically for low light applications including fluorescence and gel documentation. The excellent color reproduction of the INFINITY3-1UR CCD camera ensures simple, high quality image capture. A high dynamic range easily manages difficult samples without increasing exposure levels that reduce the quality of preview and captured images. This camera is ideal for challenging lighting conditions found in life science, clinical and industrial applications. The INFINITY3-1UR provides live video up to 30 frames per second (fps) at full 1392 x 1040 resolution, with optional binning and ROI producing speeds as high as 54 fps.

Superior Sensitivity and Color Reproduction

Equipped with a high quality Sony ICX285 CCD sensor, the INFINITY3-1UR has the unmatched light sensitivity needed for low light applications. Superior performance is achieved through low noise electronics, high grade components and Lumenera's unique thermal management techniques. With an extremely high dynamic range and large 6.45 μm square pixels, this camera is an excellent choice for light-challenged applications.

Full Image Analysis Software Included

INFINITY CAPTURE, an intuitive image capture program, and INFINITY ANALYZE, a full image analysis package offering; camera control, measurement, annotations, tiling and post capture enhancement, are both included. Camera and software combine to create a complete microscopy imaging solution for your application.

USB 2.0 Plug-and-Play Interface

Sharing and installation of one or more cameras on a single computer is quick and simple through a high-speed USB 2.0 interface.

Third-Party Software Integration

INFINITY cameras are integrated into a variety of third-party software packages through direct drivers or with TWAIN/DirectX support.

Mac Camera Software

A Mac camera driver and ImageJ plug-in are available for the INFINITY3-1UR. Please refer to the Lumenera web page www.lumenera.com for up-to-date details.

Superior Technical Assistance Center (TAC)

As a Lumenera customer you gain access to the TAC group and knowledge base which provide full support for cameras, software and microscopy applications.

Features

- Low noise progressive scan 2/3" 1.4 megapixel Sony ICX285 CCD sensor
- Full color sub-windowing allows for rapid focus and scanning of samples; up to 54 fps at 640 x 480 resolution
- GPI/O for control of peripherals and synchronization
- 8 or 14-bit pixel data modes
- Software compatible with Windows XP, Vista, 7, Mac OSX, 32 and 64-bit
- Includes TWAIN and DirectX/ Direct Show support

Recommended Applications

- Fluorescent Microscopy
- Green Fluorescent Protein
- Fluorescent In Situ Hybridization
- DNA Analysis
- Live Cell Imaging
- Brightfield, Darkfield, DIC/Phase Techniques
- Near IR Imaging
- Histology, Pathology and Cytology
- Forensic Analysis
- Gel Documentation
- Semiconductor Inspection
- Material Sciences and Nanotechnology
- Quantitative Analysis

Warranty

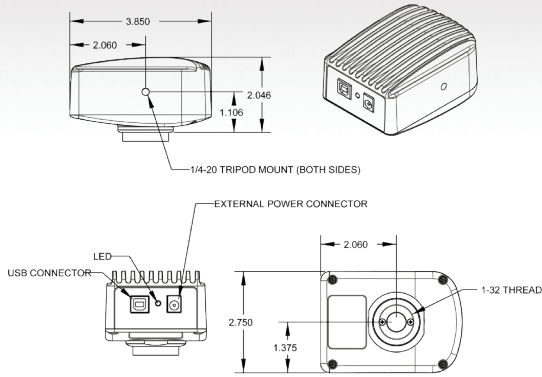
- One (1) year parts and labor

Microscope Coupler

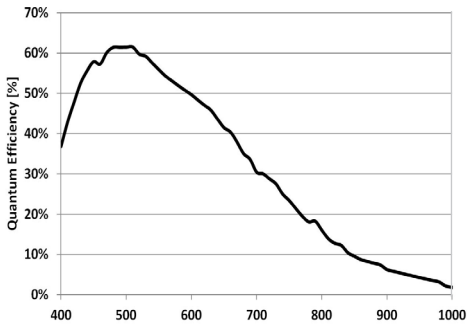
- Requires 0.67 x C-Mount coupler



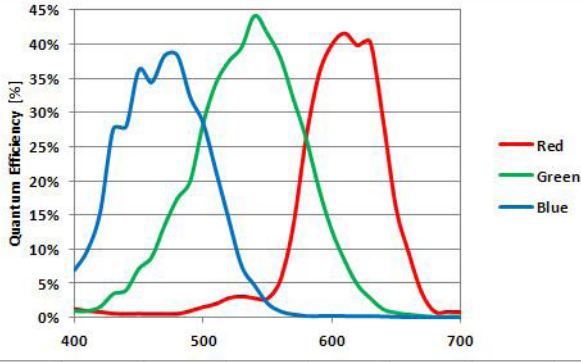
Mechanical Drawing



Monochrome Quantum Efficiency



Color Quantum Efficiency



Ordering Information	
INFINITY3-1URC	1.4 MP Uncooled CCD Color Camera
INFINITY3-1URM	1.4 MP Uncooled CCD Monochrome Camera
INFINITY ANALYZE MODULE	INFINITY ANALYZE Advanced Features Module (Multi-Focus Composition and Spherical Aberration Correction Features)
LuSDKSW	Software Developer's Kit (Web Download)
LuSDKSW-DVD	Software Developer's Kit (DVD)
La20515	5 V DC, 2.5 A, 12.5 W Power Supply

Image Sensor	SONY ICX285, CCD, color or mono, progressive scan
Optical Format	2/3 "
Active Area	9.0 x 6.7 mm
Pixel Size	6.45 x 6.45 μm
Resolution	1392 x 1040 pixels
Region of Interest Control	Any multiple of 8 x 8 pixels (8 x 8 pixels minimum)
Camera Specifications	
Frame Rate	30 fps at full resolution, 54 fps at 640 x 480 (ROI)
Bit Depth	8 or 14-bit
Binning Modes	2 x 2, 4 x 4
Exposure Control	Manual and automatic control
Exposure Range	3 μs to 211 ms (video), 2 μs to 10 min (snapshot)
Gain Control	Manual and automatic control
Gain Range	0.5 to 35 x
White Balance	Manual and automatic control
Camera Characteristics (at 4.7 fps)	
Sensitivity	5.3 DN/(nJ/cm ²) [at 8-bit, 1 x gains]
Dynamic Range	70 dB
Full Well Depth	18,500 e-
Quantum Efficiency	44 % (color peak), 62 % (mono peak)
Read Noise	6 e-
Dark Current Noise	<1 e-/s at 22 °C
Mechanical Specifications	
Data Interface	USB 2.0
Lens Mount	Adjustable C-Mount standard
Dimensions	95.25 x 50.8 x 69.85 mm 3.85 x 2.00 x 2.75 inch
Mass	340 g
Operating Temperature	0 to 50 °C
Storage Temperature	-30 to 70 °C
Operating Humidity	5 to 95%, non-condensing
Shock / Vibration	50 G shock, 5 G (2 to 200 Hz) vibration
Camera Software	
Operating Systems	Windows XP, Vista, 7, Mac OSX, 32 and 64-bit
Power and Emissions	
Power Consumption	~2.5 W (power supply)
Power Requirement	USB bus power (optional external power supply recommended for optimal performance at 30 fps)
Emissions Compliances	FCC Class BE, CE Certified
Hazardous Materials	RoHS, WEEE Compliant
Warranty	One (1) year
System Requirements	
Recommended PC Specs:	<ul style="list-style-type: none"> • Pentium 4, 1.3 GHz or higher • 512 MB RAM • 60 MB hard drive free space or more • USB 2.0 Port • Windows 7
Minimum PC Specs:	<ul style="list-style-type: none"> • 600 MHz Processor • 256 MB of SDRAM • 20 MB hard drive free space • USB 2.0 Port • Windows XP
Included In The Box	
INFINITY3-1UR	1.4 MP Digital Camera for USB 2.0
LuINFSW-DVD	DVD with INFINITY user application software, TWAIN driver and documentation
Lu802	2 m USB 2.0 Cable

